



North Bay Drought Webinar: Actions to Take Now



May 4, 2021



UNIVERSITY OF CALIFORNIA
Agriculture and Natural Resources


■ UC Cooperative Extension

Funding & Relief Programs



UNIVERSITY OF CALIFORNIA
Agriculture and Natural Resources


UC Cooperative Extension



COUNTY OF MARIN



Current Drought Funding – Marin County

- \$50,000 – County funds
 - Only for Marin County ranchers, primarily dairies hauling water between 7-1-20 to 6-30-21
 - Dairies notified on April 13th about cost share program
 - Ranchers must contact Marin Ag Dept by May 28th if interested in receiving cost share funds
 - 50/50 cost share program, up to a specific cap yet to be determined
 - 2nd funding request of \$150,000
 - State and federal support
- 
- A large yellow triangle is positioned in the bottom right corner of the slide, pointing towards the top right.





Marin Agricultural Land Trust (MALT)

Responding to Severe Drought Conditions


Drought Resilience & Water Security (DRAWS) Initiative

North Bay Drought Webinar | Tuesday, May 4, 2021

Partnerships in Action

MALT is collaborating with these dedicated partners to understand how we can best meet the needs of farmers and ranchers while leveraging and supporting everyone's efforts.

- Gold Ridge Resource Conservation District
- Marin County Department of Agriculture, Weights and Measures
- Marin County Farm Bureau
- Marin Resource Conservation District
- Marin Agricultural Land Trust
- Sonoma Resource Conservation District
- Sonoma County Agricultural Commissioner
- Sonoma County Ag Preservation & Open Space District
- UCCE Marin
- UCCE Sonoma
- USDA Farm Service Agency
- USDA Natural Resource Conservation Service (NRCS)



Drought Resilience & Water Security (DRAWS) Initiative

Program Overview

- Funding (\$250,000) and technical assistance for all farmers and ranchers in West Marin.
- Planning, designing and implementing conservation practices specific to water development, storage and security.



Program Impact

- Increase water security to support economic stability by maintaining existing agricultural production during increasing drought.
- Ecological benefits through increased water distribution, increasing rotational grazing.




Program Eligibility

WHO: Farmers, ranchers and agricultural operators in Marin County producing food and or fiber (including lessees and ranch managers).

WHAT: Any project that helps develop, distribute, store or otherwise increase water security for livestock and agricultural operations.

Project Prioritization

Projects are evaluated and selected on a first come, first serve basis. Priority will be given to projects that address long-term solutions for water security.



Potential Projects

- Spring maintenance/redevelopment
- Adding to existing water infrastructure through pipes, pumps, tanks and troughs
- Repairing existing water infrastructure
- Water tanks to increase storage
- Water tanks to help transport water
- Rain catchment systems
- Solar pumps for water delivery



Resources


Application and guidelines can be accessed online at malt.org/stewardship-assistance-draws-initiative/

MALT is working with valued agency partners on a drought resources flyer. For more information, please contact Eric Rubenstahl via email at rubenstahl@malt.org or via phone at (415)-663-9721.



Sonoma County Department of Agriculture/Weights & Measures

- *Primary and historical role during a drought is to help direct agricultural producers to resources available through other agencies*
- *Survey agricultural producers and collect information on losses*
- *Document losses and show qualification for assistance eligibility*



Sonoma County Department of Agriculture/Weights & Measures

- *Help us help you*
- *Visit our website for what's new*
- *Click on our drought page*
- *Easy to complete and submit*
- *Many useful links to other agencies and resources*



Agricultural Drought Survey


Please complete and return the agricultural loss survey as soon as possible. If you did not experience any agricultural loss, please indicate, "NO LOSS REPORTED."

The completed survey may be returned to the Department of Agriculture via:

- Using the "submit" button on the form
- Email to sonomaag@sonoma-county.org
- Fax to [\(707\) 565-3850](tel:(707)565-3850) ATTN: Drought Survey
- Dropped off at our office between the hours of 8:00 am and 12:00 pm (noon) Monday – Friday
- Placed in the drop box outside of the main office at any time
- Mail to:
Sonoma County Department of Agriculture
133 Aviation Blvd., Suite 110
Santa Rosa, CA 95403

Should you have any questions, please call our office at [\(707\) 565-2371](tel:(707)565-2371).

[Agricultural Drought Survey »](#) (PDF: 334 kB)





▶ 2021 LFP Sign Up

May 4, 2021

Sonoma & Marin County FSA Office

LFP is administered by the Farm Service Agency (FSA) of the U.S. Department of Agriculture (USDA).

Overview

- ▶ The Livestock Forage Disaster Program (LFP) provides payments to eligible livestock owners who have covered livestock and who are also producers of grazed forage crop acreage that have suffered a loss of grazed forage due to a qualifying drought during the normal grazing period for the county.
- ▶ The qualifying drought and qualifying grazing losses, must have occurred in the grazing period and crop year.

Eligible Counties for Drought

An eligible livestock owner who, as a grazed forage crop producer, owns or leases grazing land or pastureland physically located in a county rated by the U.S. Drought Monitor as having a:

D2 (severe drought) intensity in any area of the county for at least eight consecutive weeks during the normal grazing period is eligible to receive assistance in an amount equal to one monthly payment;

D3 (extreme drought) intensity in any area of the county at any time during the normal grazing period is eligible to receive assistance in an amount equal to three monthly payments; Marin County is now in D3 status.

Eligible Counties for Drought...continued

D3 (extreme drought) intensity in any area of the county for at least four weeks during the normal grazing period or is rated a D4 (exceptional drought) intensity at any time during the normal grazing period is eligible to receive assistance in an amount equal to four monthly payments; or

Sonoma County is eligible for four months of payments.

D4 (exceptional drought) in a county for four weeks (not necessarily four consecutive weeks) during the normal grazing period is eligible to receive assistance in an amount equal to five monthly payments.

Eligible Counties for Drought...continued

A map of eligible counties for LFP drought can be found at:
fsa.usda.gov/programsand-services/disaster-assistanceprogram/livestock-forage/index.

Sonoma County is eligible for 4 months of feed and Marin County is now eligible for 3 months of feed.

Eligible Livestock

- ▶ Eligible livestock are grazing animals that satisfy the majority of net energy requirement of nutrition via grazing of forage grasses or legumes and include such species as alpacas, beef cattle, buffalo/ bison, beefalo, dairy cattle, deer, elk, emus, equine, goats, llamas, reindeer or sheep. Within those species animals that are eligible include those that are or would have been grazing the eligible grazing land or pastureland:
- ▶ During the normal grazing period for the specific type of grazing land or pastureland for the county.

Eligible Livestock must:

Have been owned, leased, purchased, entered into a contract to purchase, or held by a contract grower during the 60 days prior to the beginning date of a qualifying drought condition;

Have been sold or otherwise disposed of due to a qualifying drought condition during the current production year or one or both of the two production years immediately preceding the current production year;

Have been maintained for commercial use as part of a farming operation on the beginning date of the eligible drought

Not have been produced and maintained for reasons other than commercial use as part of a farming operation.

Eligible Livestock must:

- ▶ Not have been livestock that were or would have been in a feedlot on the beginning date of the qualifying drought as part of the normal business operation of the livestock owner.

Eligible Producers

- ▶ To be eligible for LFP, persons or legal entities must be a U.S. citizen, resident alien, partnership of U.S. citizens, a legal entity organized under State law, or an Indian tribe or tribal organization defined in the Indian Self Determination and Education Assistance Act that:
- ▶ Own, cash or share lease, covered livestock during **the 60 calendar days before the beginning date of a qualifying drought** ; Provide pastureland or grazing land for covered livestock, including cash-rented pastureland or grazing land as of the date of the qualifying drought that is either:
- ▶ Physically located in a county affected by a qualifying drought during the normal grazing period for the county

Eligible Producers ...continued

- ▶ Certify that they have suffered a grazing loss because of a qualifying drought
- ▶ Must timely file an acreage report for all grazing land for which a grazing loss is being claimed. **July 15, 2021 deadline for acreage reporting for LFP.**
- ▶ Note: A filed report includes updated leases, APN number, & proof of ownership.
- ▶ Late filed acreage reports can be accepted however late fees apply.

Payments

FSA will calculate LFP payments for an eligible livestock producer for grazing losses because of a qualifying drought equal to payment factors of one, three, four or five times the LFP monthly payment rate. (Depends on Drought Monitor).

The LFP monthly payment rate for drought is equal to 60 percent of the lesser of either the monthly feed cost:

For all covered livestock owned or leased by the eligible livestock producer: or

Calculated by using the normal carrying capacity of the eligible grazing land of the eligible livestock producer.

Producers who qualify for SD-LR, may file a form-CCC-860 to qualify for a payment up to 90%. Form must be on file yearly for LR.

Payments Limitation

- ▶ The Agriculture Improvement Act ([2018 Farm Bill](#)) established a maximum annual per person and legal entity payment limitation for LFP of \$125,000.
- ▶ Therefore, no person or legal entity, excluding a joint venture or general partnership, may receive, directly or indirectly, more than \$125,000 total in payments under LFP.
- ▶ The average adjusted gross income (AGI) limitation relating to limits on payments for persons or legal entities. Specifically, a person or legal entity with an AGI that exceeds \$900,000 will not be eligible to receive LFP payments.
- ▶ To learn more, visit the Payment Eligibility and Payment Limitations fact sheet at fsa.usda.gov/payment-limitations.

- ▶ Eligible livestock producers who are also producers of grazed forage crop acreage must provide a completed application for payment and required supporting documentation to their FSA office within 30 calendar days after the end of the calendar year in which the grazing loss occurred.
- ▶ January 30, 2022 is the deadline for 2021 LFP Sign up.
- ▶ Supporting documents must show evidence of loss and that grazing land or pastureland is owned or leased. Also due by deadline.
- ▶ FSA will use data provided by the applicant to determine eligibility for program benefits. Providing the data is voluntary; however, without all required data, program benefits will not be approved or provided.

Enrollment

Livestock Payment Rates

You can see rates for all livestock on this link on page 4:

https://www.fsa.usda.gov/Assets/USDAFSAPublic/usdafiles/FactSheets/livestock_forage_program_lfp-fact_sheet.pdf

▶ Questions?

www.farmers.gov

Lisa.Velasquez@usda.gov

Thank You!

Sonoma-Marín County FSA Office
5401 Old Redwood Hwy, Suite 100
▶ Petaluma, CA 94954
Phone: 707-794-1242



2021 ELAP

Emergency Assistance for Livestock, Honeybees and Farm- Raised Fish Program

MAY 4, 2021

ELAP IS ADMINISTERED BY THE FARM SERVICE AGENCY (FSA) OF THE U.S. DEPARTMENT OF AGRICULTURE (USDA).

Overview

- ▶ ELAP provides financial assistance to eligible producers of livestock, honeybees and farm-raised fish for losses due to disease, certain adverse weather events or loss conditions, including blizzards and wildfires, as determined by the Secretary.
- ▶ ELAP assistance is provided for losses not covered by other disaster assistance programs authorized by the 2014 Farm Bill, such as losses not covered by the Livestock Forage Disaster Program (LFP) and the Livestock indemnity Program (LIP).

What Is Eligible?

- ▶ ELAP provides assistance for livestock feed and grazing losses that are not due to drought or wildfires on federally managed lands; losses resulting from the cost of transporting water to livestock due to an eligible drought;
- ▶ Other losses are also covered related to cattle tick fever, and for honeybee feed, colony and hive losses; and farm-raised fish feed and death losses.

Recent changes

- ▶ ELAP and LFP are no longer combined \$125,000.00 max per person for 2019 and subsequent program years.
- ▶ Provides reimbursement of 90 percent of the cost of losses for Socially disadvantaged, limited resource, beginning, or veteran farmer or rancher

Payment Limitations

- ▶ Up to \$125,000.00 per person
- ▶ A person or legal entity with an AGI that exceeds \$900,000.00 is not eligible to receive ELAP payments.

Applying for Assistance

- ▶ Program year is January 1, 2021 through December 31, 2022
- ▶ Final Date to file a Notice of Loss: For Livestock, 30 days after loss is apparent
- ▶ Final Date to Submit an Application for Payment: Jan 30, after the program year in which the loss occurred.

Questions?

WWW.FARMERS.GOV
[LISA.VELASQUEZ@USDA.](mailto:LISA.VELASQUEZ@USDA.GOV)
GOV

Thank You!

Sonoma-Marín County FSA Office
5401 Old Redwood Hwy, Suite 100
Petaluma, CA 94954
Phone: 707-794-1242



CALIFORNIA DEPARTMENT OF
FOOD & AGRICULTURE



HSP



SWEEP

Mitigating Drought

Through CDFA's HSP & SWEEP Programs

Stephanie Larson, PhD
UC Cooperative Extension
Livestock & Range Management
Advisor
Certified Rangeland Manager #73
slarson@ucanr.edu

Overview of Programs

Healthy Soils Program (HSP)

The Healthy Soils Program stems from the California Healthy Soils Initiative, a collaboration of state agencies and departments to promote the development of healthy soils on California's farmlands and ranchlands.



HSP

State Water Efficiency & Enhancement Program (SWEEP)

SWEEP provides financial assistance in the form of grants to implement irrigation systems that reduce greenhouse gases and save water on California agricultural operations.



SWEEP

Healthy Soils Program



Soils Role in Drought Mitigation

Healthy soils act as a sponge, easily capturing water during rainfalls and storing it for slow release as needed. By holding on to the water, healthy soils reduce irrigation demand, improve drought resilience, and mitigate downstream flooding.

Healthy Soils Program and Drought Mitigation

HSP funds on farm management practices that include but are not limited to: cover cropping, no-till, reduced-till, mulching, compost application, and conservation plantings.

These soil management techniques have been found to improve water holding capacity and soil health!



State Water Efficiency & Enhancement Program



The Importance of Water Use Efficiency

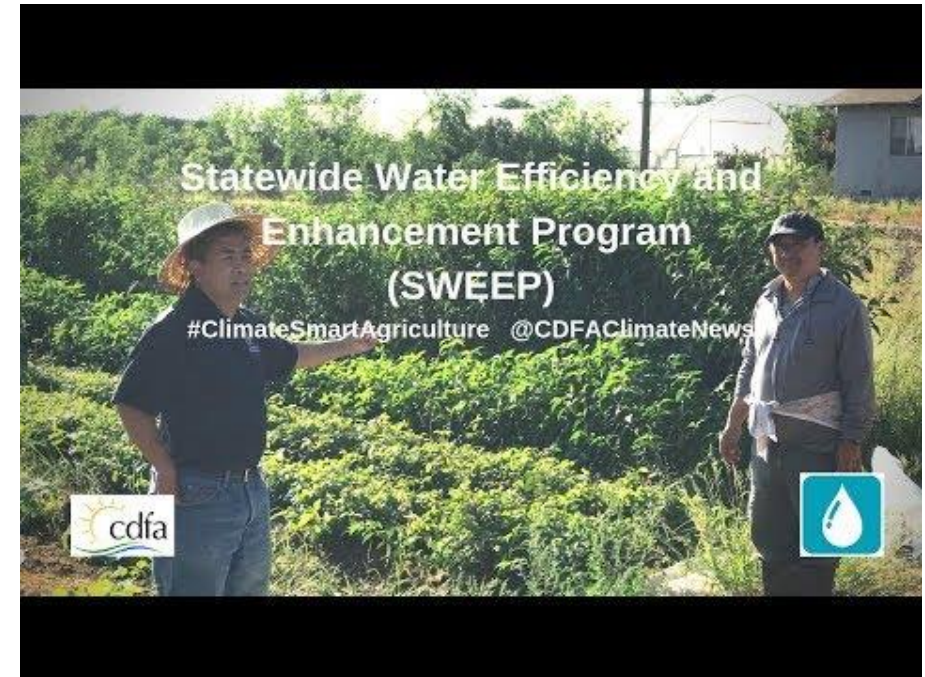
Soil moisture monitoring, drip systems, switching to low pressure irrigation systems, pump retrofits, variable frequency drives and installation of renewable energy all can help reduce on-farm water use and energy.

SWEEP provides farmers and ranchers and opportunity to adopt better water management strategies that are economically and financially friendly.

SWEEP and Drought Mitigation

CDFA estimates that over 81,000 metric tons of CO₂e will be reduced annually, the equivalent of removing 17,500 cars from the road for one year (based on emissions reductions equivalent).

Moreover, SWEEP projects will help save over 117,000 acre-ft of water annually, enough to fill over 70,500 Olympic-sized swimming pools.



Am I Eligible for these Programs?



HSP



SWEEP

HSP

On farm management practices that include but are not limited to: cover cropping, no-till, reduced-till, mulching, compost application, and conservation plantings.

The HSP has two components: the [HSP Incentives Program](#) and the [HSP Demonstration Projects](#). The HSP Incentives Program provides financial assistance for implementation of conservation management that improve soil health, sequester carbon and reduce greenhouse gas (GHG) emissions. The HSP Demonstration Projects showcase California farmers and ranchers implementation of HSP practices.



SWEEP

Eligible system components include (among others) soil moisture monitoring, drip systems, switching to low pressure irrigation systems, pump retrofits, variable frequency drives and installation of renewable energy to reduce on-farm water use and energy.



****These programs will NOT be open until late summer 2021**

How to Apply



HSP



SWEEP

Applications

Both HSP and SWEEP have an easy application process that will ask you information about your operation, plans for use of funds, etc.

Applications are not currently open, however you can sign up for email notifications online at the websites listed below.

Questions?

If you have questions about **SWEEP**, e-mail: cdfa.sweep@cdfa.ca.gov.

If you have questions about the **healthy soils program** e-mail: cdfa.hsp_tech@cdfa.ca.gov.

For **general information** visit: <https://www.cdfa.ca.gov>

OR Contact your local extension office and speak with an agent!



Thank you!



NRCS

Natural Resources Conservation Service



United States Department of Agriculture



Natural Resources Conservation Service

Nick Goodman

Federal Funding Programs for North Bay Drought Webinar

May 4th, 2021



Natural
Resources
Conservation
Service

nrcs.usda.gov/

NRCS Assistance

NRCS works with private farmers, ranchers and non-industrial forest landowners across the country to help conserve natural resources.

Technical assistance –

Conservation Technical Assistance (CTA):

- ▶ Offers expertise, technical planning, documentation, engineering, etc.
- ▶ Does not offer funding to clients

Financial assistance –

- ▶ Offer financial assistance to applicant in control of land (by deed, lease, or agreement)
- ▶ Financial assistance is contractual
- ▶ Financial assistance is only available for agricultural and forest lands

EQIP - Environmental Quality Incentives Program

- ▶ Competitive program that selects the highest ranked applications for funding based on the NRCS ranking process
- ▶ EQIP contracts include conservation practices and conservation activity plans to address resource concerns.
- ▶ Multiple Ranking Pools for different land uses and special initiatives
- ▶ Funding is contractual and funding comes as reimbursement payments. No invoicing necessary
- ▶ Open enrollment and fund applications in 2-3 batches per year.
- ▶ <https://www.nrcs.usda.gov/wps/portal/nrcs/main/ca/programs/financial/eqip/>



How NRCS can help on grazing lands?

- ▶ Cross fencing, watering facilities, range and pasture planting, herbaceous weed control, brush management, prescribed grazing plan.



- ▶ Organic or conventional!
Microirrigation, nutrient management, cover crop, mulching, irrigation water management, hedgerow plantings.



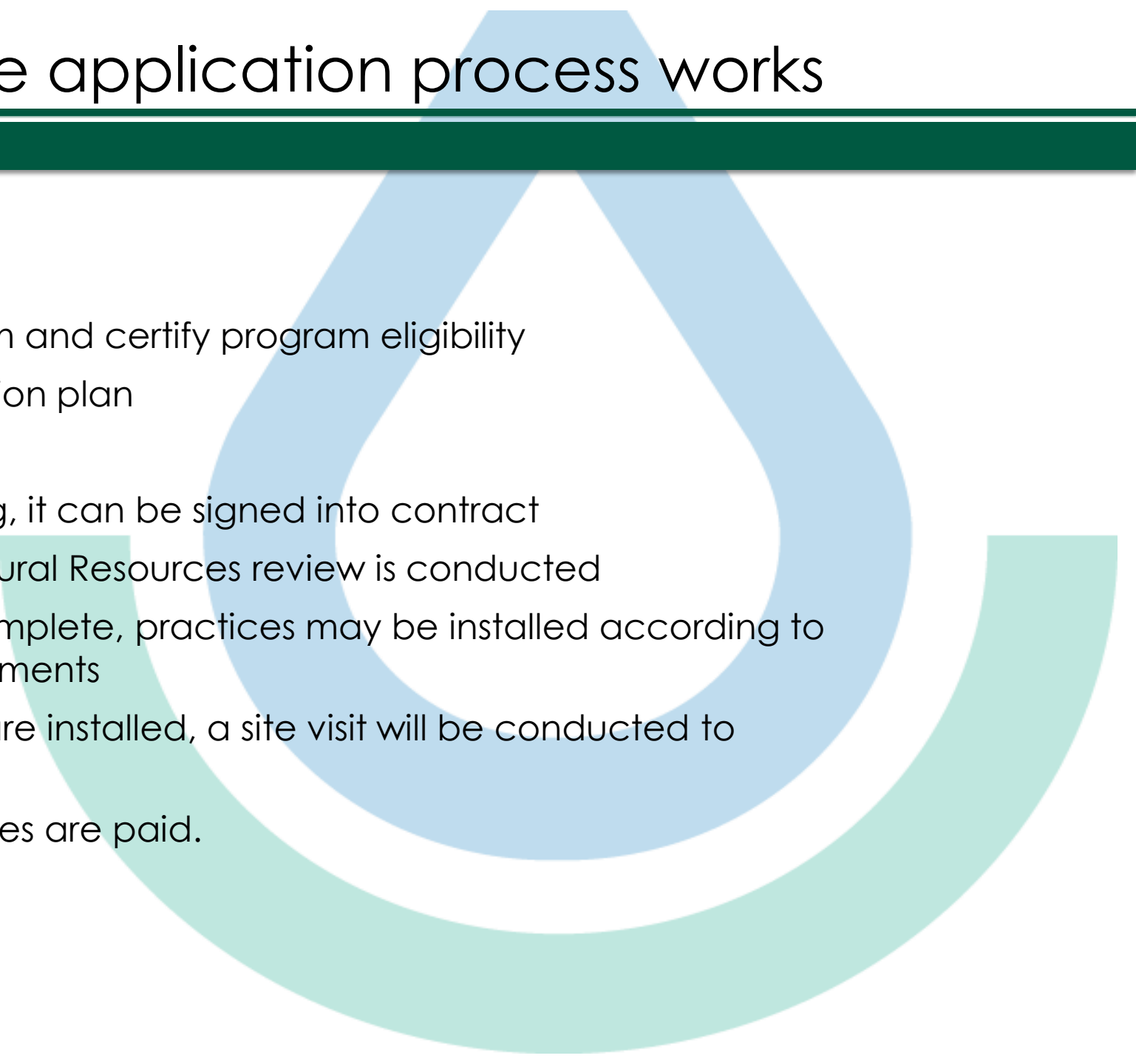
Typical Scenarios for Addressing Drought

- ▶ Upgrading irrigation system with efficient system with measurable water savings.
- ▶ Supplying watering facilities in areas of available feed.
 - ▶ Includes establishing water sources, water storage, pipeline, troughs.
- ▶ Mulching
- ▶ Cover Crop
- ▶ Compost
- ▶ Riparian exclusion fencing and establishing supplemental water.
- ▶ Cross fencing for supporting rotational grazing system.
- ▶ Invasive weed control.
- ▶ Range/Pasture planting.
- ▶ Drought contingency planning.

Program Eligibility

- ▶ Applicant must be an Agriculture producer or private non-industrial forest landowner
- ▶ Applicant must have control of the land (deed/lease)
- ▶ Comply with adjusted gross income limitation (AGI) provisions (\$900,000 for last 3 tax years)
- ▶ Historically Underserved clients are eligible for higher payment rate and advanced payments.



- 
- A large, stylized graphic in the background consists of several overlapping, curved shapes in shades of blue and teal. These shapes form a large, abstract letter 'A' or a similar symbol, with the top part being a light blue triangle and the bottom part being a teal curve. The graphic is positioned on the right side of the slide, partially overlapping the list of steps.
- ▶ 1. Contact our office
 - ▶ 2. Set up a site visit
 - ▶ 3. Apply for the program and certify program eligibility
 - ▶ 4. Develop a conservation plan
 - ▶ 5. The plan is ranked
 - ▶ 6. If selected for funding, it can be signed into contract
 - ▶ 7. A Biological and Cultural Resources review is conducted
 - ▶ 8. Once reviews are complete, practices may be installed according to implementation requirements
 - ▶ 9. Once the practices are installed, a site visit will be conducted to inspect/certify them.
 - ▶ 10. The certified practices are paid.

Contacts at Petaluma NRCS Field Office

Nick Goodman

Senior Soil Conservationist
(707) 794-1242 x114

Nickolas.goodman@usda.gov

Drew Loganbill

District Conservationist
(707) 794-1242 x107

Andrew.Loganbill@usda.gov

NRCS CA - www.ca.nrcs.usda.gov

EQIP - www.nrcs.usda.gov/wps/portal/nrcs/main/national/programs/financial/eqip/

Post Fire Publications -

<https://www.nrcs.usda.gov/wps/portal/nrcs/main/ca/newsroom/features/>



OZARK HILLS
INSURANCE

Reasons To Protect Your Ranch

- Pays when rainfall is less than 90% of normal.
- No initial cost to enroll.
- Hay and Pasture
- Irrigated and non-irrigated qualify.
- Available in all 48 states.
- Program has paid over \$500 million to ranchers nationwide.



I am a 4th generation cattle rancher in southern Missouri. I was born and raised on the century old family ranch where my wife Bethany and 2 sons, Maddux and Holden, live. My family runs a commercial cow/calf operation. Recently my wife and I decided to try our hand at registered Herefords. When not working on the ranch, you can find me at any local sporting event with my boys, taking family trips or visiting with other fellow ranchers about drought insurance. Give me a call and we'll visit about your ranch.

JARED UNDERWOOD
jared@ozarkhillsinsurance.com
417-848-4139

Pasture Rangeland Forage

Don't Let Your Future Dry Up



OZARK HILLS
INSURANCE

2021 PRF Quote

Coverage Selections

County: Sonoma,
CA
Grid: 22228

Use Type: Grazing
Irrigation: No Irrigation
Practice Specified

Organic: No
Organic Practice
Specified

Productivity Factor: 150%
Coverage Level: 90%

Share: 100%
Total Acres: 2000

Intervals

JAN-FEB
25%

MAR-APR
10%

MAY-JUN
30%

SEP-OCT
25%

NOV-DEC
10%

Your Quote

	PER ACRE	TOTAL		PER ACRE	TOTAL
County Base Value:	\$22.30		Total Premium:	\$10.03	\$20,062
Production Value:	\$33.45	\$66,900	Subsidy:	\$5.12	\$10,232
Insured Value:	\$30.11	\$60,210	Producer Premium:	\$4.92	\$9,830

	JAN- FEB	FEB- MAR	MAR- APR	APR- MAY	MAY- JUN	SEP- OCT	OCT- NOV	NOV- DEC	YOUR TOTALS	
Avg. Index	84.5	95.5	98.5	85.3	79.5	67.7	80.9	95.1		
Avg. Rain	16.46	14.21	9.96	3.76	1.31	2.34	7.78	16.02		
Payments	107	70	58	63	145	164	108	60	122.91/ac.	245,827
Premiums	32	28	33	39	60	51	35	31	45.03/ac.	90,058
Net\$	75	42	25	24	85	113	73	29	77.88/ac.	155,769
Return	337%	251%	177%	162%	242%	322%	310%	192%	273%	
Years Paid Out of 10	7	5	4	6	7	8	5	5		

HISTORY	JAN- FEB	FEB- MAR	MAR- APR	APR- MAY	MAY- JUN	SEP- OCT	OCT- NOV	NOV- DEC	PREMIUM	INDEMNITY	NET\$	RUNNING RETU	
2021	15.2 14.48	10.8 16.42 EST.	10.8 16.46 EST.	7.1 27.64 EST.					9,830	7,242	-2,588	147,524	74%
2020	30.7 19.84	16.0 24.75	35.7 18.16	88.4 0.54	181.4 0.00	0.5 29.94	15.6 24.89	31.5 19.57	9,830	32,433	22,603	150,112	330%
2019	203.9 0.00	225.0 0.00	127.4 0.00	161.3 0.00	336.4 0.00	2.2 29.37	16.2 24.69	124.4 0.00	9,830	14,685	4,854	127,509	149%
2018	49.8 13.45	61.4 9.57	140.8 0.00	117.6 0.00	4.3 28.67	48.1 14.02	96.7 0.00	87.9 0.70	9,830	31,072	21,241	122,655	316%
2017	238.7 0.00	145.0 0.00	115.1 0.00	137.7 0.00	27.5 20.91	20.3 23.31	102.1 0.00	56.3 11.27	9,830	26,456	16,625	101,414	269%
2016	92.0 0.00	121.7 0.00	183.7 0.00	40.5 16.56	41.8 16.12	379.5 0.00	224.5 0.00	102.4 0.00	9,830	9,674	-157	84,789	98%
2015	45.2 14.99	56.3 11.27	25.0 21.74	49.4 13.58	8.5 27.26	32.6 19.20	24.3 21.98	85.5 1.51	9,830	38,100	28,269	84,945	388%
2014	70.1 6.66	128.8 0.00	87.7 0.77	53.2 12.31	4.0 28.77	63.0 9.03	58.3 10.60	152.8 0.00	9,830	25,258	15,428	56,676	257%
2013	8.3 27.33	17.4 24.28	38.1 17.36	39.3 16.96	86.0 1.34	16.4 24.62	13.4 25.62	10.3 26.66	9,830	35,581	25,750	41,248	362%
2012	59.7 10.14	88.2 0.60	133.3 0.00	80.4 3.21	25.3 21.64	46.5 14.55	176.7 0.00	204.9 0.00	9,830	25,328	15,498	15,498	258%

Q&A for Funding & Relief Programs

[Agriculture Loss Survey for 2021](#)

